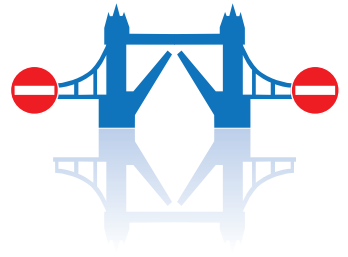


Tower Bridge Closure



1 October – 30 December 2016

Tower Bridge will be closed to all vehicles, including bicycles, for essential major maintenance works



For more information about the project, visit
www.cityoflondon.gov.uk/towerbridgeclosure
or phone 020 7606 3030



**Roads in the surrounding area will be busier than usual.
Please plan ahead and allow extra time for your journey.**

Travel advice during the works

Below is a summary of how your journey may be affected while the works take place. For detailed travel advice, please visit **tfl.gov.uk/tower-bridge-closure**

Drivers

The bridge will be closed to all vehicles during the works. Signed diversion routes will be in place, as shown on the map opposite. Drivers following the signed diversion and in the direction of travel shown on roadside signs will not be liable for the Congestion Charge.

Alternative river crossings both within and outside the Congestion Charge zone will be available as normal during the works.

If using an alternative route within the Congestion Charge zone on Monday to Friday between 07:00-18:00, drivers will need to pay the Congestion Charge. Please visit **tfl.gov.uk/congestioncharge** to pay the charge or find out more.

Check before you travel at **tfl.gov.uk/trafficnews** or follow **@TfLTrafficNews** on Twitter.

Businesses

If you make or receive deliveries around Tower Bridge you should talk to your customers and suppliers now, and consider making changes to your deliveries or collections. Visit **tfl.gov.uk/freight** for more information. A pack of posters for businesses is available to help you communicate what the closure means for your staff and suppliers. Email **bridges@cityoflondon.gov.uk** to request a copy of these.

Bus passengers

Routes RV1 and 78 will be diverted during the closure, while route 42 will stop running when it reaches the south side of Tower Bridge – it will not serve stops further north of the river. Journeys on other services throughout the area may take longer than normal.

Find out how your bus may be affected at **tfl.gov.uk/buses** and follow **@TfLBusAlerts** on Twitter for the latest updates.

Pedestrians

Pedestrians will be able to cross the bridge throughout most of the works, however it may take you longer and be busier than usual.

A full pedestrian closure will be required on the weekends of 26-27 November, 3-4 December and 10-11 December. Signage will be in place to redirect you.

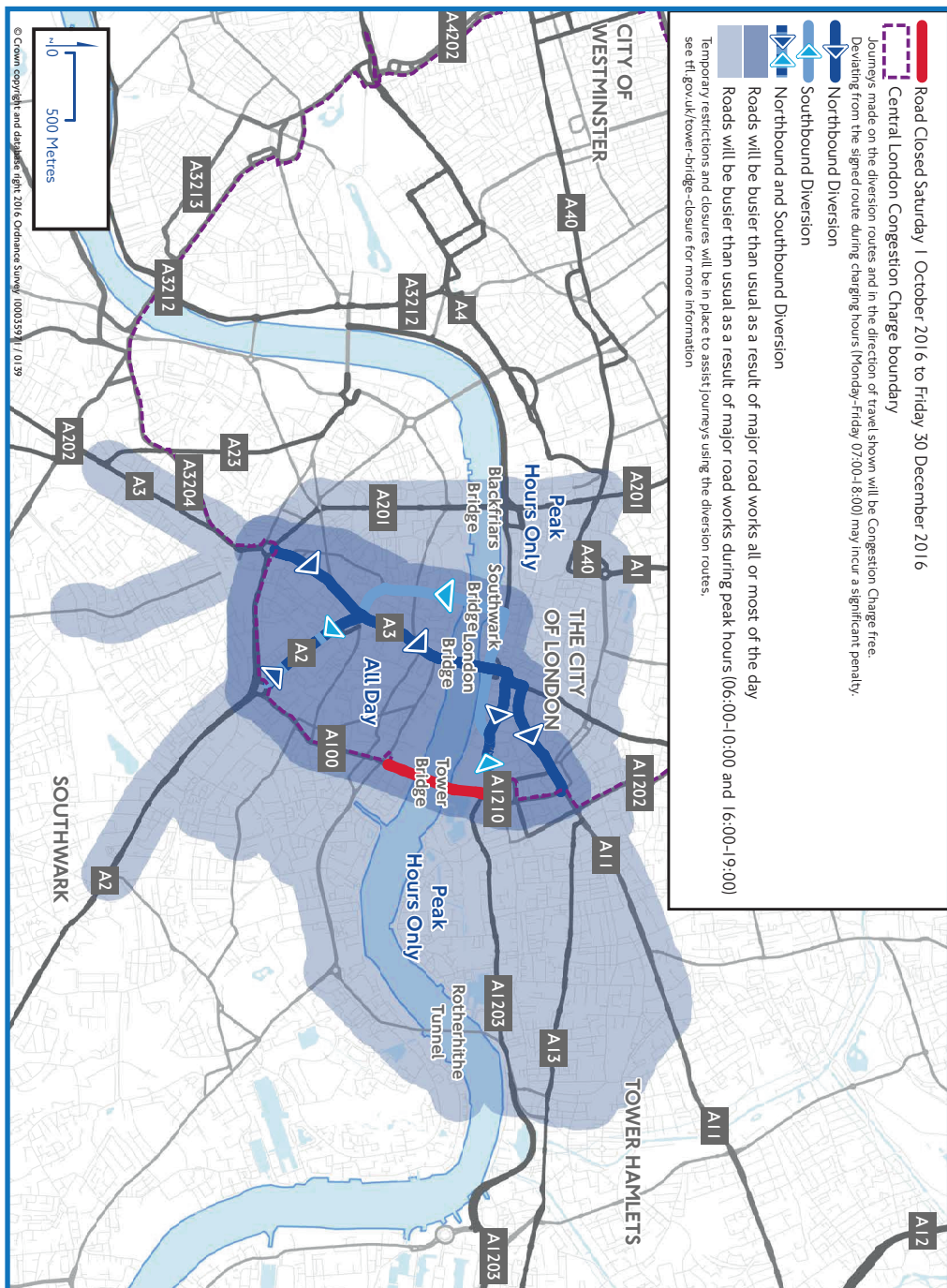
Cyclists

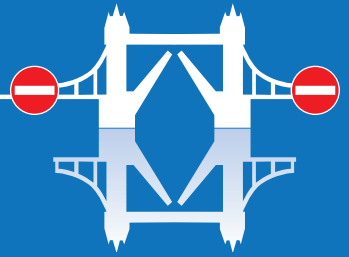
Tower Bridge will be closed to cyclists during the works. A signed alternative route will be in place. Visit **tfl.gov.uk/tower-bridge-closure** for a map.

Tower Bridge closure:


Saturday 1 October 2016 to Friday 30 December 2016

Vehicle diversion route and impact map





These essential major maintenance works on Tower Bridge will ensure this 122 year old iconic landmark continues to serve as a vital London crossing.



The works will include:

- major maintenance to the bridge lifting mechanisms
- replacing the timber decking and resurfacing the road and walkways
- replacing expansion joints along the bridge to provide a smooth running surface
- waterproofing the brick arches that form the approach to the bridge

Tower Bridge Exhibition will remain open as normal during the works.